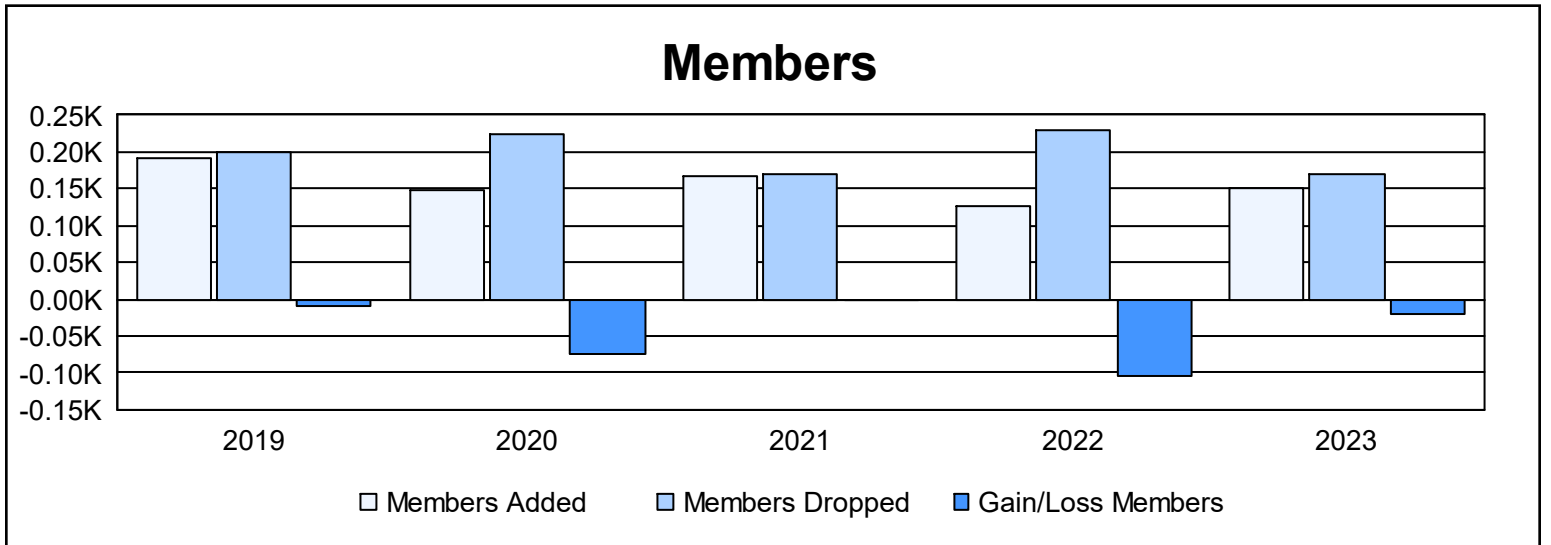
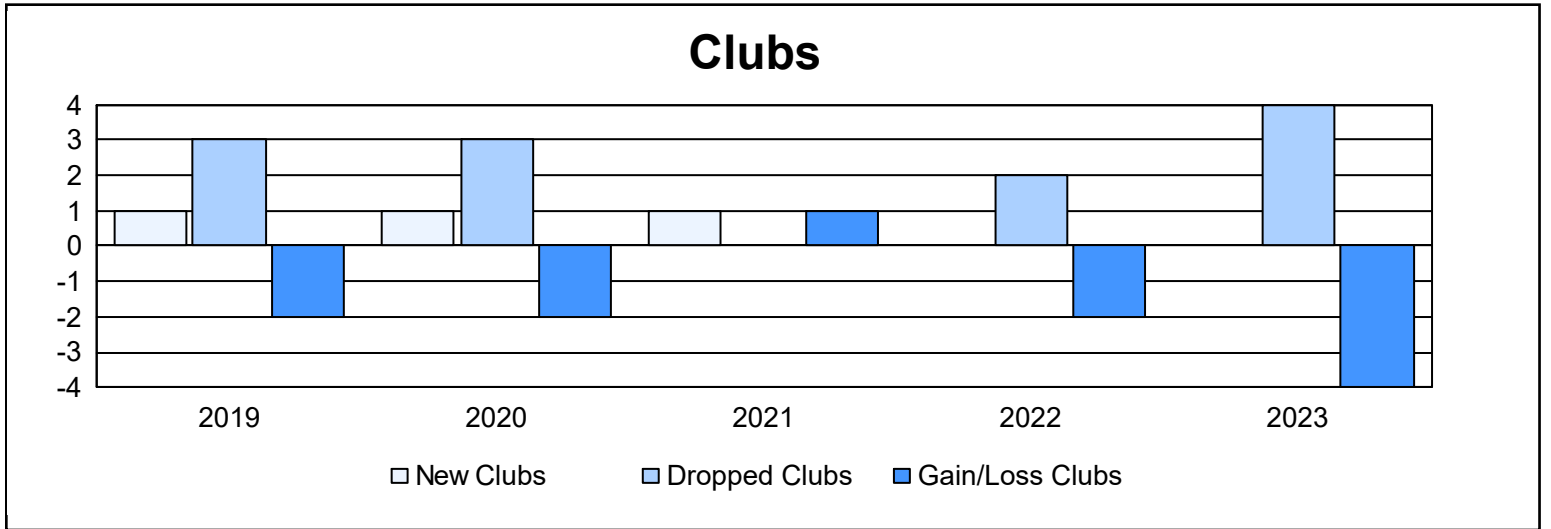
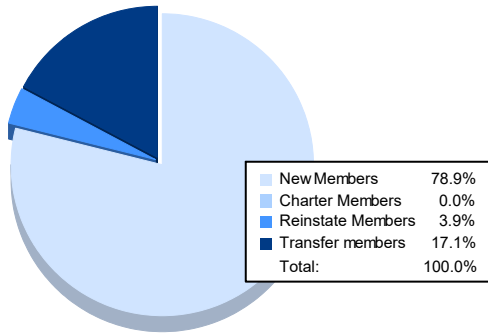


| Year | New Clubs | Dropped Clubs | Gain/ Loss Clubs | New Members | Charter Members | Reinstate Members | Transfer Members | Total Member Added | Total Members Dropped | Gain/ Loss Members |
|----------------|-----------|---------------|------------------|-------------|-----------------|-------------------|------------------|--------------------|-----------------------|--------------------|
| 2018-2019 | 1 | 3 | -2 | 123 | 23 | 7 | 38 | 191 | 201 | -10 |
| 2019-2020 | 1 | 3 | -2 | 97 | 23 | 6 | 23 | 149 | 223 | -74 |
| 2020-2021 | 1 | 0 | 1 | 62 | 78 | 6 | 22 | 168 | 170 | -2 |
| 2021-2022 | 0 | 2 | -2 | 87 | 2 | 9 | 28 | 126 | 229 | -103 |
| 2022-2023 | 0 | 4 | -4 | 120 | 0 | 6 | 26 | 152 | 171 | -19 |
| Average | 1 | 2 | -2 | 98 | 25 | 7 | 27 | 157 | 199 | -42 |



Membership Composition June 2023 Cumulative



Gender Composition June 2023 Cumulative

